

**SECTION D**



**BRAKE PEDAL**

**CLUTCH PEDAL**

**CONTROLS**

**ACCELERATOR PEDAL**








## KEY TO PLATE D

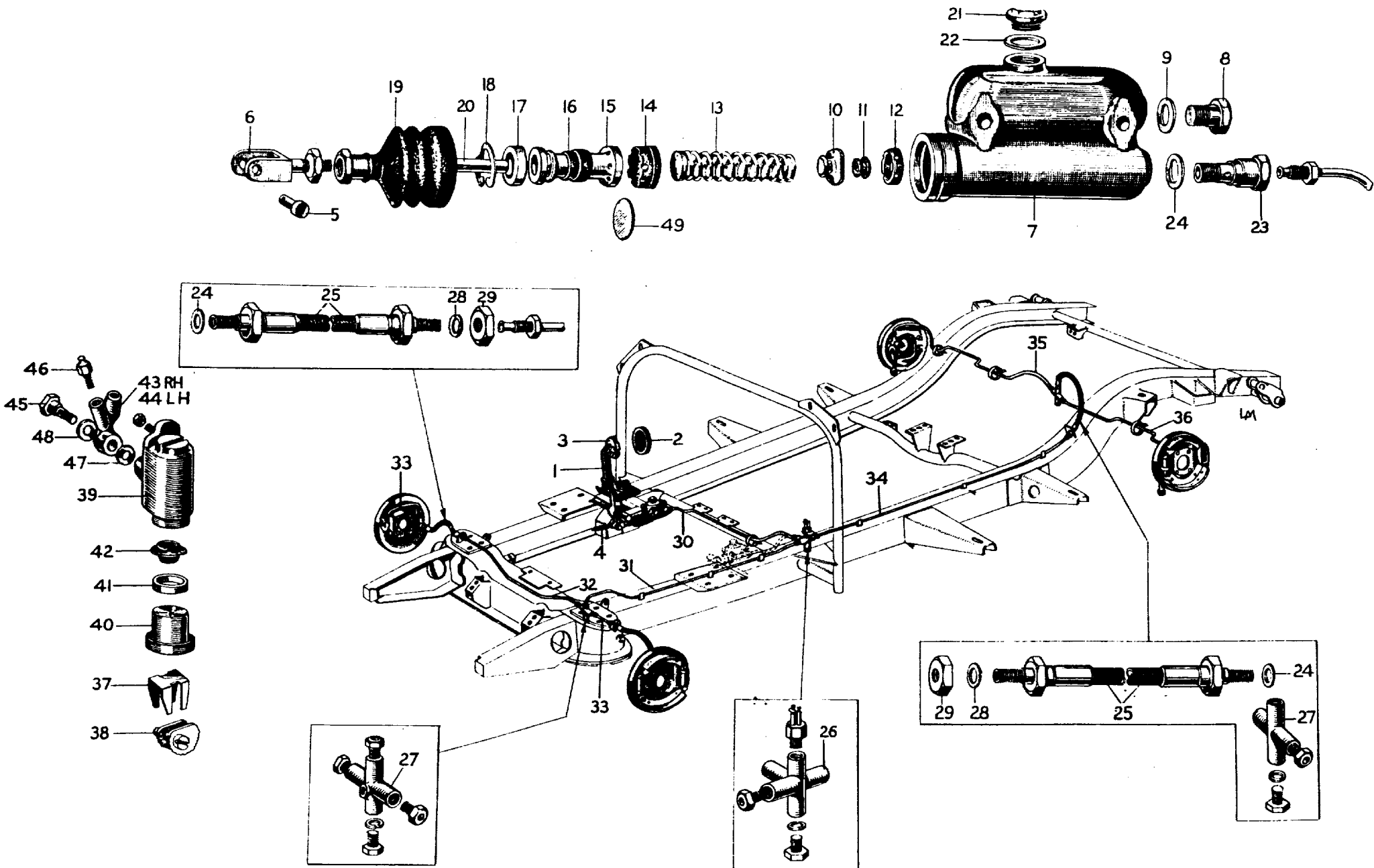
Illus. No.	Description	Page No.
D1	Brake pedal and bush .....	D.2
D2	Pad—rubber—brake pedal .....	D.2
D3	Pad—brake pedal.....	D.2
D4	Return spring—brake pedal .....	D.2
D5	Pin—brake pedal .....	D.2
D6	Fork end master cylinder .....	D.2
D7	Master cylinder and tank assembly.....	E.2
D8	Drain plug .....	E.2
D9	Gasket—drain plug .....	E.2
D10	Valve assembly .....	E.2
D11	Cup—valve .....	E.2
D12	Washer—valve .....	E.2
D13	Spring (with retainer)—piston return .....	E.2
D14	Cup—piston .....	E.2
D15	Piston—master cylinder .....	E.2
D16	Cup—piston secondary .....	E.2
D17	Stop—piston .....	E.2
D18	Circlip—stop .....	E.2
D19	Boot—master cylinder .....	E.2
D20	Push-rod—master cylinder .....	E.2
D21	Filler plug assembly .....	E.2
D22	Gasket—filler plug .....	E.2
D23	Adaptor—master cylinder .....	E.2
D24	Gasket—master cylinder .....	E.2

Illus. No.	Description	Page No.
D25	Hose assembly .....	E.2
D26	Four-way piece .....	E.2
D27	Three-way piece.....	E.2
D28	Lock washer.....	E.2
D29	Locknut—hose .....	E.2
D30	Pipe (master cylinder to 4-way) .....	E.2
D31	Pipe (4-way to 3-way) .....	E.2
D32	Pipe (front 3-way to R/H front hose pipe) .....	E.2
D33	Pipe (front 3-way to L/H front hose) .....	E.2
D34	Pipe (4-way to rear hose) .....	E.2
D35	Pipe (axle hose bracket to R/H rear) .....	E.2
D36	Pipe (axle hose bracket to L/H rear).....	E.3
D37	Mask—shoe adjuster .....	E.3
D38	Adjuster—brake-shoe .....	E.3
D39	Body with studs and abutment .....	E.3
D40	Piston and dust cover assembly .....	E.3
D41	Cup—piston .....	E.3
D42	Cup filler .....	E.3
D43	Banjo connection—forward R/H .....	E.3
D44	Banjo connection—forward L/H .....	E.3
D45	Bolt—connection .....	E.3
D46	Bleeder screw .....	E.3
D47	Gasket—banjo bolt—small .....	E.3
D48	Gasket—banjo bolt—large .....	E.3

THE  MIDGET (SERIES "TD")  
BRAKES (HYDRAULIC)

SERVICE PARTS LIST

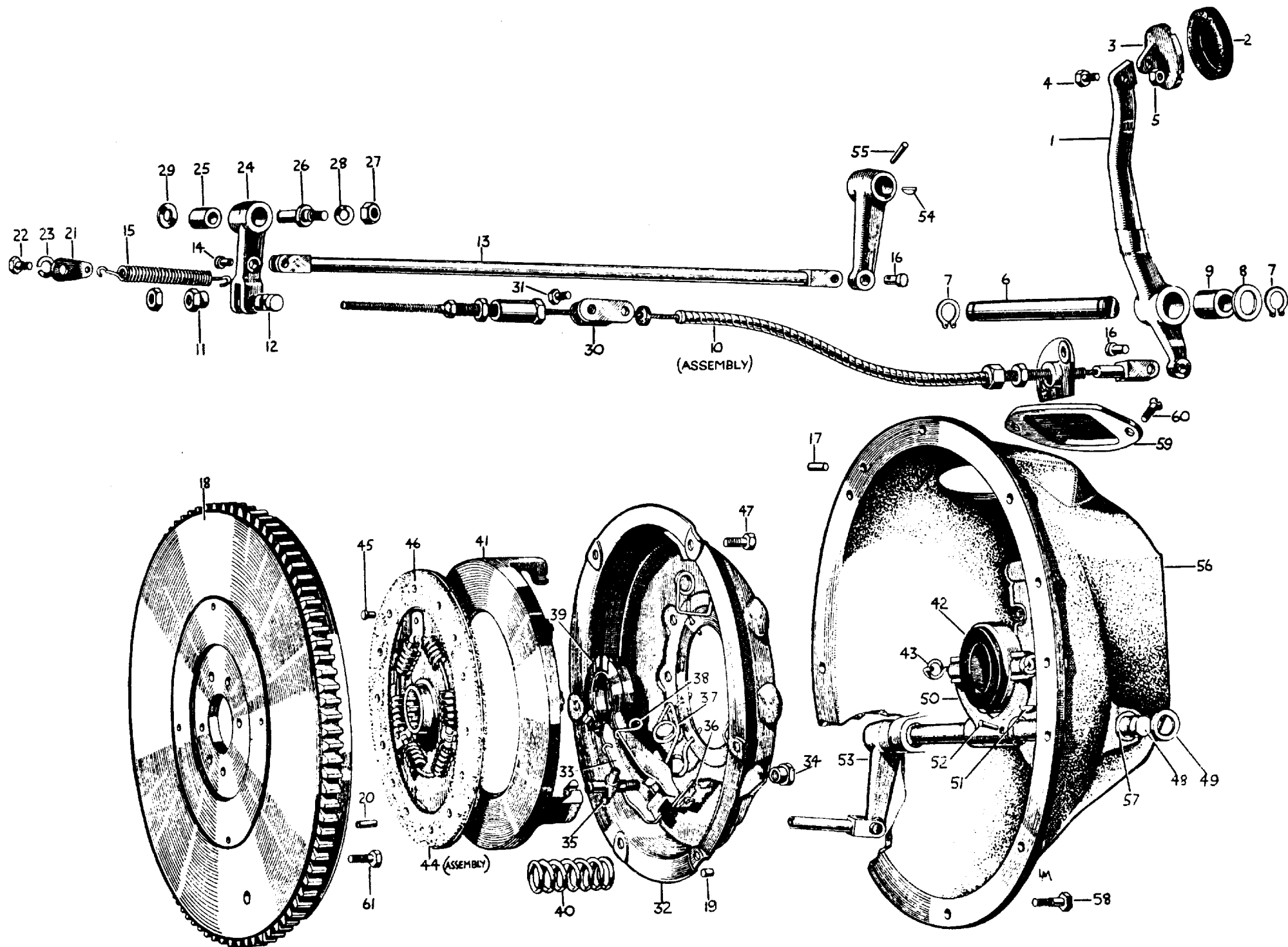
PLATE D



## KEY TO PLATE H

Illus. No.	Description	Page No.
H1	Clutch pedal and bush .....	D.2
H2	Pad—rubber—clutch pedal .....	D.2
H3	Pad—brake pedal.....	D.2
H4	Bolt—pad—brake pedal .....	D.2
H5	Nut—pad bolt .....	D.2
H6	Shaft—clutch.....	D.2
H7	Seager circlip.....	D.2
H8	Spacing washer between pedals .....	D.2
H9	Bush—brake pedal.....	D.2
H10	Clutch cable assembly.....	D.2
H11	Nut—clutch adjuster .....	D.2
H12	Pin—clutch adjuster .....	D.2
H13	Connecting rod—clutch .....	D.2
H14	Yoke pin—rod .....	D.2
H15	Spring—clutch return .....	D.2
H16	Pin—clutch lever .....	D.2
H17	Dowel—clutch housing .....	F.2
H18	Flywheel (with starter ring and dowels) .....	F.4
H19	Dowel—clutch cover .....	F.4
H20	Dowel—crankshaft .....	F.4
H21	Bracket—clutch return spring.....	G.2
H22	Bolt—bracket .....	G.2
H23	Spring washer—bolt .....	G.2
H24	Lever—cable and connecting rod .....	G.2
H25	Bush—lever .....	G.2
H26	Fulcrum pin—lever .....	G.2
H27	Nut—fulcrum pin.....	G.2
H28	Washer—fulcrum pin .....	G.2
H29	Washer—fulcrum pin—outer .....	G.2
H30	Abutment bracket—clutch cable .....	G.2
H31	Bolt—bracket .....	G.2

Illus. No.	Description	Page No.
H32	Cover—clutch .....	H.2
H33	Release lever—clutch .....	H.2
H34	Eye-bolt and nut .....	H.2
H35	Fulcrum pin—release lever .....	H.2
H36	Strut—release lever .....	H.2
H37	Spring—anti-rattle—release lever .....	H.2
H38	Spring—retaining—release lever .....	H.2
H39	Plate—release lever .....	H.2
H40	Spring—pressure plate .....	H.2
H41	Pressure plate—clutch.....	H.2
H42	Clutch release bearing and cup assembly ..	H.2
H43	Retainer—clutch release bearing .....	H.2
H44	Clutch driven plate assembly .....	H.2
H45	Rivet—clutch driven plate .....	H.2
H46	Facing .....	H.2
H47	Bolt—clutch cover .....	H.2
H48	Clutch withdrawal shaft .....	H.2
H49	Circlip—withdrawal shaft .....	H.2
H50	Fork—clutch .....	H.2
H51	Key—clutch fork .....	H.2
H52	Taper pin—clutch fork .....	H.2
H53	Clutch operating lever .....	H.2
H54	Key—clutch lever .....	H.2
H55	Taper pin—clutch lever .....	H.2
H56	Clutch housing (with bushes) .....	H.2
H57	Bush—clutch housing .....	H.2
H58	Bolt—securing clutch housing .....	H.2
H59	Clutch inspection cover .....	H.2
H60	Screw—inspection cover .....	H.2
H61	Bolt—flywheel securing.....	H.4





## KEY TO PLATE L

Illus. No.	Description	Page
L1	Front carburetter complete .....	J.2
L2	Rear carburetter complete .....	J.2
L3	Flexible coupling assembly .....	J.2
L5	Bolt—coupling .....	J.2
L6	Nut—coupling bolt .....	J.2
L7	Connecting rod—jet levers .....	J.2
L8	Fork end—connecting rod .....	J.2
L9	Nut—fork end .....	J.2
L10	Pivot pin—fork end .....	J.2

Illus. No.	Description	Page
L11	Starter control .....	D.2
L12	Bracket—control .....	D.2
L18	Mixture control .....	D.2
L14	Accelerator pedal assembly .....	D.3
L15	Accelerator pedal roller .....	D.3
L16	Pin—pedal roller .....	D.3
L17	Packing—pedal .....	D.3
L18	Control rod—accelerator .....	D.2
L19	Return spring—accelerator .....	D.3

